

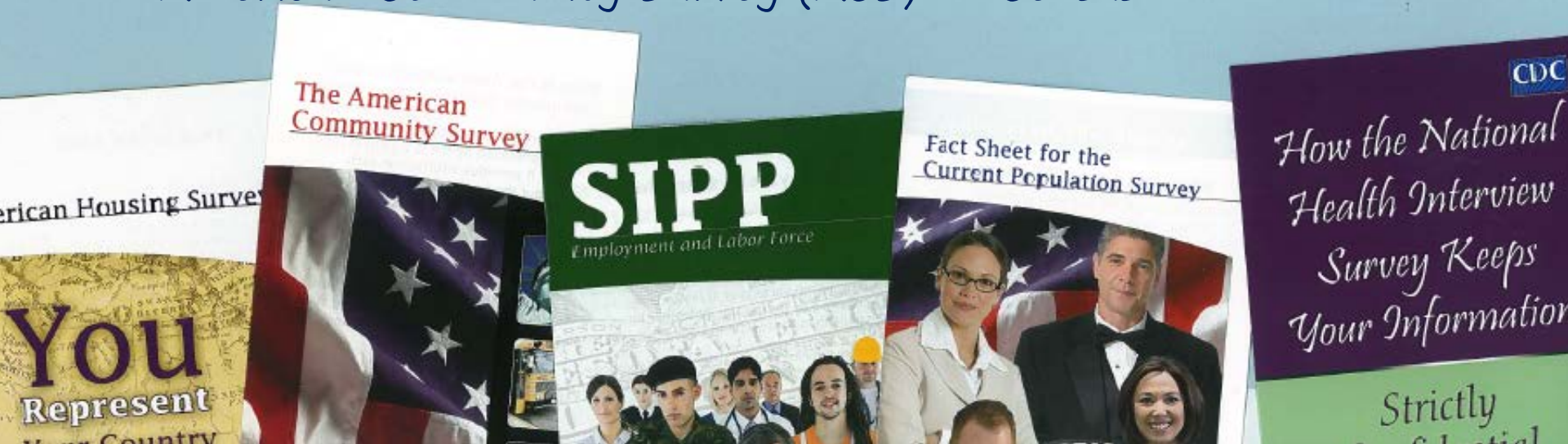


We've Got The Numbers!

Finding Census Data: AFF, ACS & Decennial

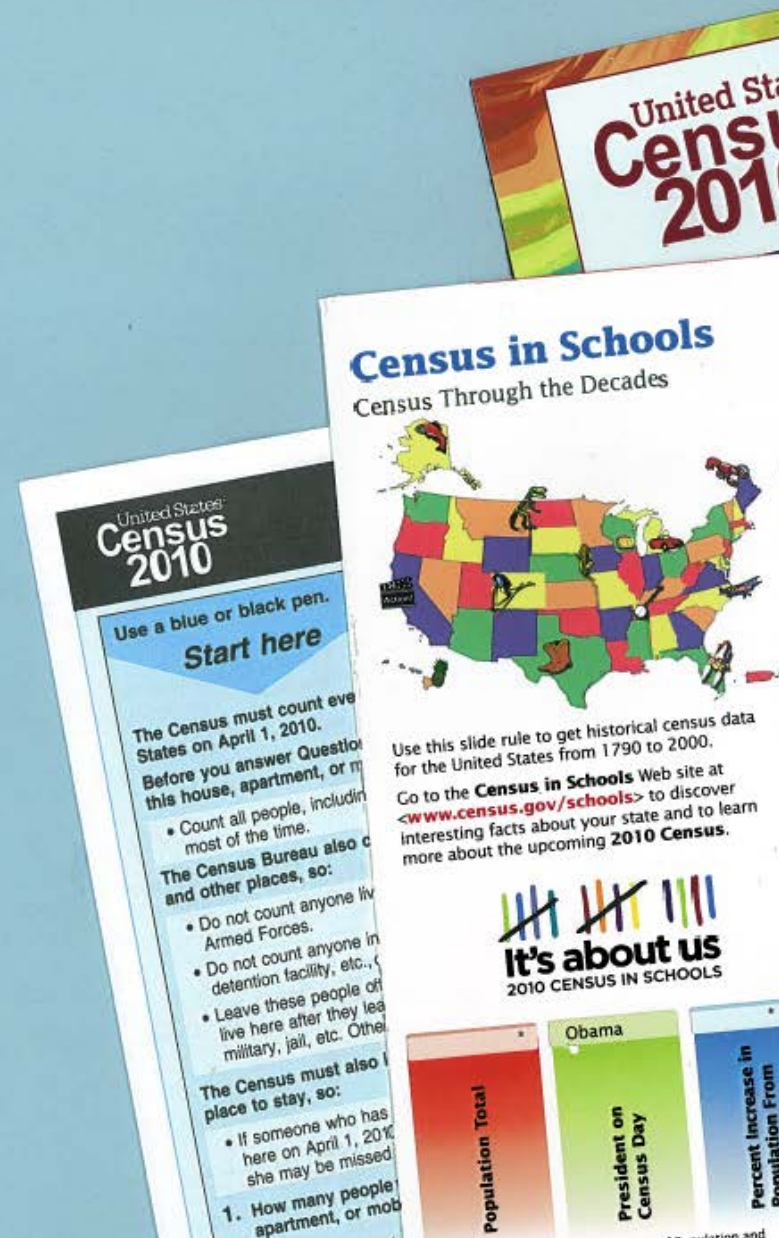
“Current” Surveys

- American Housing Survey (AHS) -> HUD
- Housing Vacancy Survey (HVS) -> NYC
- Consumer Expenditure -> US Dept Labor
- Current Population Survey (CPS) -> US Dept Labor
- Nat'l Crime Victimization Survey (NCVS) -> US Dept Justice
- Nat'l Health Interview (HIS) -> CDC
- Survey of Income & Program Participation (SIPP) -> Census
- Nat'l Ambulatory Medical Cure Survey -> CDC
- Nat'l Hospital Ambulatory Medical Cure -> CDC
- American Community Survey (ACS) -> Census



DECENNIAL VS. ACS

- Decennial Census
 - A snapshot every 10 years
 - Official count of the population
 - Basic Characteristics.
 - In tables “2010 Data” or “SF-2, -3, -4, etc.”
 - Block-level availability



DECENNIAL VS. ACS

American Community Survey

- A moving picture: monthly
- Sample count based on population thresholds.
- “Deep” Characteristics: Social, Demographic, Economic, Housing
- In tables, refer to: “B-, C-, S-, and DP” id’s
- Tract-level availability



AMERICAN
COMMUNITY
SURVEY

U.S. Census Bureau
Measuring America's People,
Economy, and Our Economy

The American
Community Survey

United States
Census

Việt Nam
Điều tra Dân số và Thống kê Nhà ở Định kỳ

질의 응답

미국 사회

ACS

▪ Social Characteristics (DPO2)

- Educational Attainment
- Marital Status
- Fertility
- Grandparents/Caregivers
- Veterans
- Disability
- Place of Birth
- Citizenship Status
- Language
- Ancestry/Tribal
- School Enrolment
- Degree



The American
Community Survey

Środowiskowe Badania
Społeczne w Stanach
Zjednoczonych

Pesquisa à
Comunidades nos
EUA

■ Economic Characteristics (DPO3)

- Income & Earnings
- Class of Worker
- Employment Status
- Occupation
- Industry
- Commute
- Place of Work
- Health Insurance
- Food stamps/SNAP

Housing Characteristics (DPO4)

- Tenure
- Occupancy & Structure
- Housing Value
- Taxes & Insurance
- Utilities
- Mortgage/Monthly Rent
- Year Structure Built
- Year Householder moved
- Vehicles
- Monthly costs



The ACS Questionnaire

Questions 5 &
6

-Is Person X of
Hispanic,
Latino, or
Spanish Origin?

-What is Person
X's race?

→ **NOTE:** Please answer **BOTH** Question 5 about Hispanic origin and Question 6 about race. For this survey, Hispanic origins are not races.

5 Is Person 5 of Hispanic, Latino, or Spanish origin?

- No, not of Hispanic, Latino, or Spanish origin
- Yes, Mexican, Mexican Am., Chicano
- Yes, Puerto Rican
- Yes, Cuban
- Yes, another Hispanic, Latino, or Spanish origin – *Print origin, for example, Argentinean, Colombian, Dominican, Nicaraguan, Salvadoran, Spaniard, and so on.* ↴

6 What is Person 5's race? *Mark (X) one or more boxes.*

- White
- Black or African Am.
- American Indian or Alaska Native — *Print name of enrolled or principal tribe.* ↴

- | | | |
|---|-------------------------------------|--|
| <input type="checkbox"/> Asian Indian | <input type="checkbox"/> Japanese | <input type="checkbox"/> Native Hawaiian |
| <input type="checkbox"/> Chinese | <input type="checkbox"/> Korean | <input type="checkbox"/> Guamanian or Chamorro |
| <input type="checkbox"/> Filipino | <input type="checkbox"/> Vietnamese | <input type="checkbox"/> Samoan |
| <input type="checkbox"/> Other Asian – <i>Print race, for example, Hmong, Laotian, Thai, Pakistani, Cambodian, and so on.</i> ↴ | | <input type="checkbox"/> Other Pacific Islander – <i>Print race, for example, Fijian, Tongan, and so on.</i> ↴ |

- Some other race – *Print race.* ↴

The ACS Questionnaire

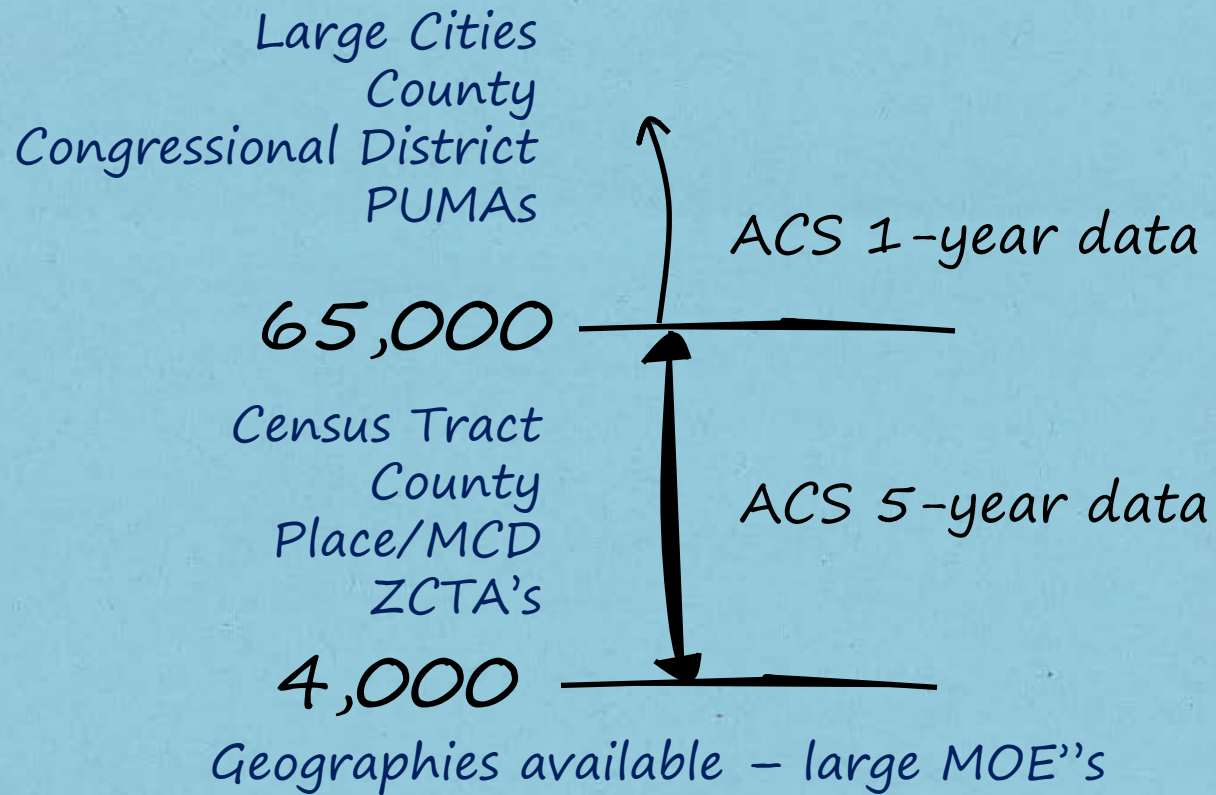
Questions 13 & 14

-What is this person's ancestry or ethnic origin?

-Does this person speak a language other than English at home?

- 13 What is this person's ancestry or ethnic origin?
-
- (For example: Italian, Jamaican, African Am., Cambodian, Cape Verdean, Norwegian, Dominican, French Canadian, Haitian, Korean, Lebanese, Polish, Nigerian, Mexican, Taiwanese, Ukrainian, and so on.)*
- 14 a. Does this person speak a language other than English at home?
- Yes
- No → SKIP to question 15a
- b. What is this language?
-
- For example: Korean, Italian, Spanish, Vietnamese*
- c. How well does this person speak English?
- Very well
- Well
- Not well
- Not at all
- 15 a. Did this person live in this house or apartment

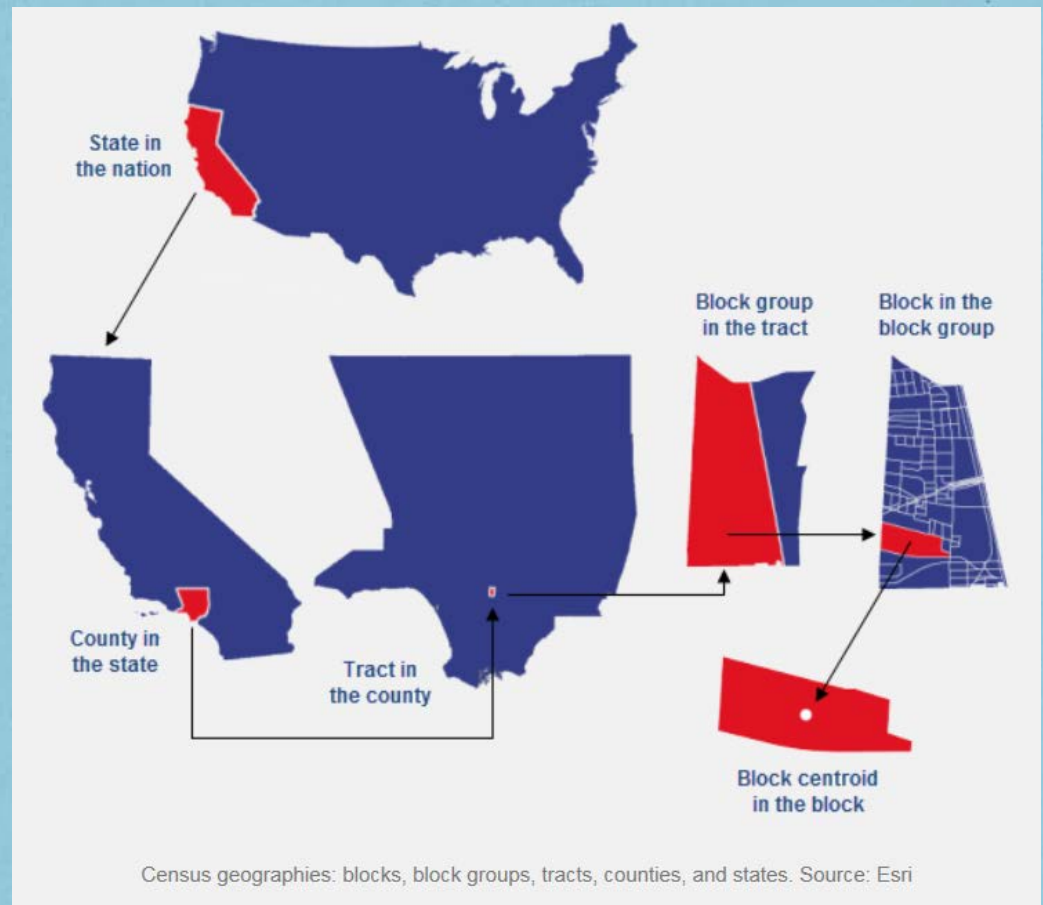
Thresholds for ACS data



Census Geographies in a Nutshell

Others:

- ZCTA
- Place
- MCD
- Congressional District



How to use Census Data

1. Geography (State, Co., ZIP or Tract)



2. Subject (Demographic, Economic, etc.)



3. Time Frame (2000, 2010, 2009-14 ACS)

American Factfinder Tips



-Search by
"Geographies"

American Factfinder Tips

-The 4 main "tabs":

List:

A drop-down method for finding your "area".

Name:

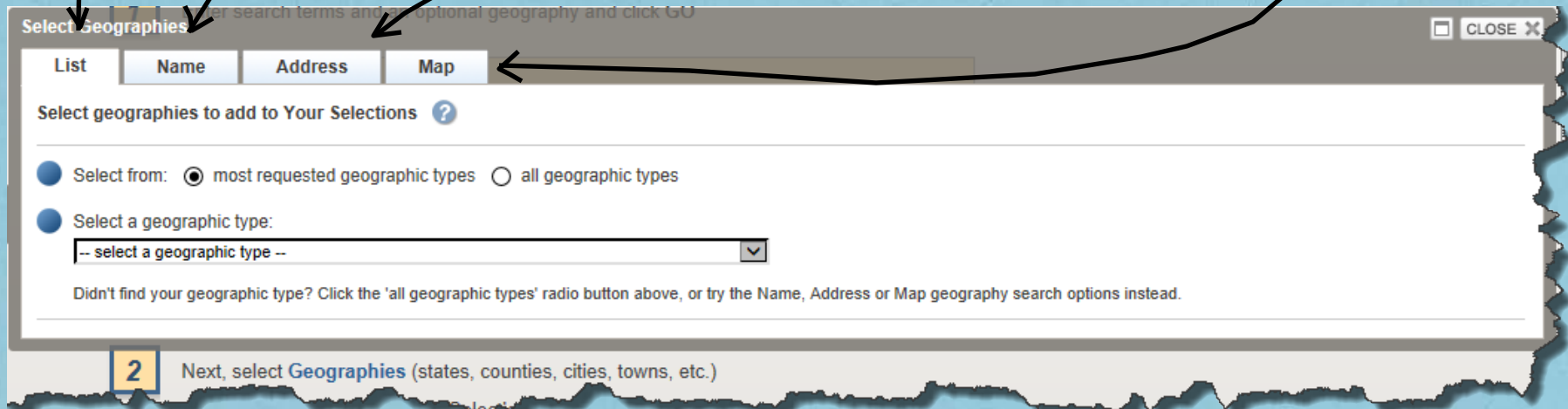
A key word search (The "filter-basket" method).

Address:

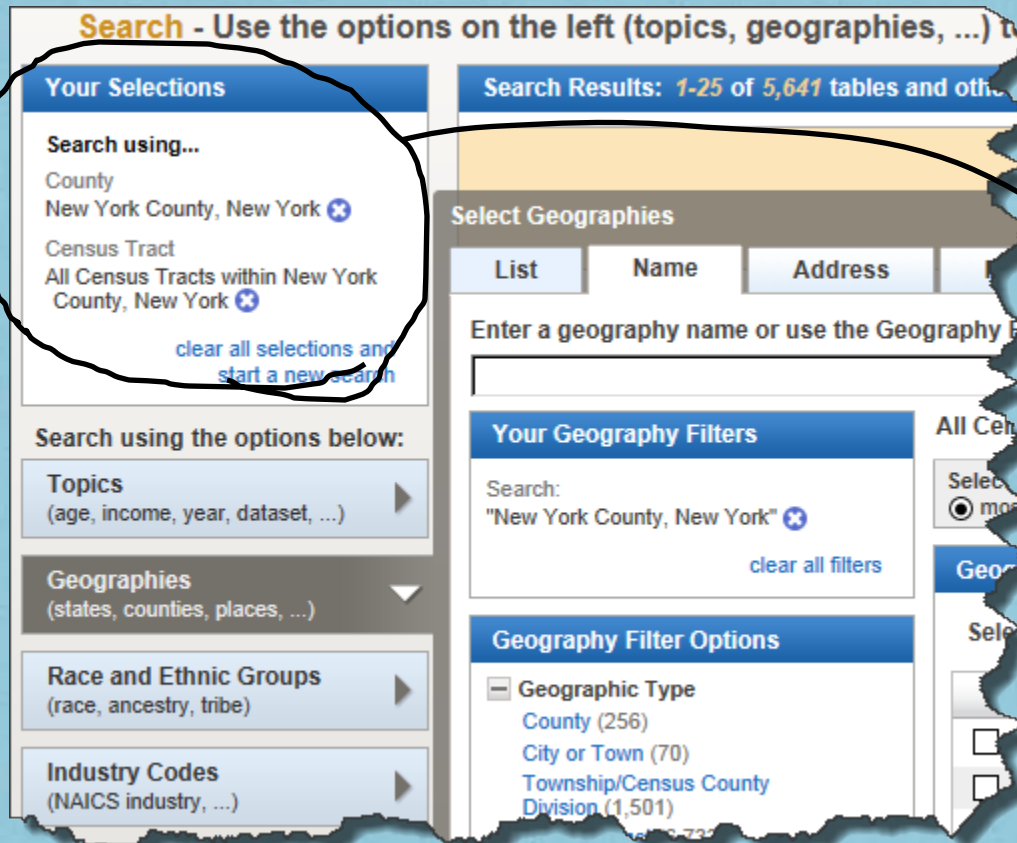
Look up a single address & its demographics

Map:

See a map of the area you select



American Factfinder Tips



-Get items into your shopping basket!!

American Factfinder Tips

To search for tables and other files in American

'Your Selections' is empty

load search | save search

Search using the options below:

Topics
(age, income, year, dataset, ...)

Geographies
(states, counties, places, ...)

Race and Ethnic Groups
(race, ancestry, tribe)

Industry Codes
(NAICS industry, ...)

EEO Occupation Codes
(executives, analysts, ...)

Select Topics [1] Enter search terms and an optional geography and [CLOSE]

Select Topics to add to 'Your Selections' [?]

- + People
- + Housing
- + Business and Industry
- + Governments
- + Year
- + Product Type
- + Program
- + Dataset

Note: The **Race & Ethnicity** topic is available under the **Race and Ethnic Groups** button on the left.

Include archived products in your search [?]

[2] Select one or more Search Results and click View

You could also narrow down by using “topics”

Anatomy of a Table

Table Name

Selected Geography

Table Number

Modify

Previous Years

S0101 | AGE AND SEX ⓘ
2012-2016 American Community Survey 5-Year Estimates

Table View [grid icon]

Actions: [edit icon] [Modify Table](#) | [add icon] [Add/Remove Geographies](#) | [save icon] [Bookmark/Save](#) | [print icon] [Print](#) | [download icon] [Download](#) | [map icon] [Create a Map](#)

Tell us what you think. [Provide feedback to help make American Community Survey data more useful for you.](#)

Although the American Community Survey (ACS) produces population, demographic and housing unit estimates, it is the Census Bureau's Population Estimates Program that provides estimates for states, counties, cities and towns and estimates of housing units for states and counties.

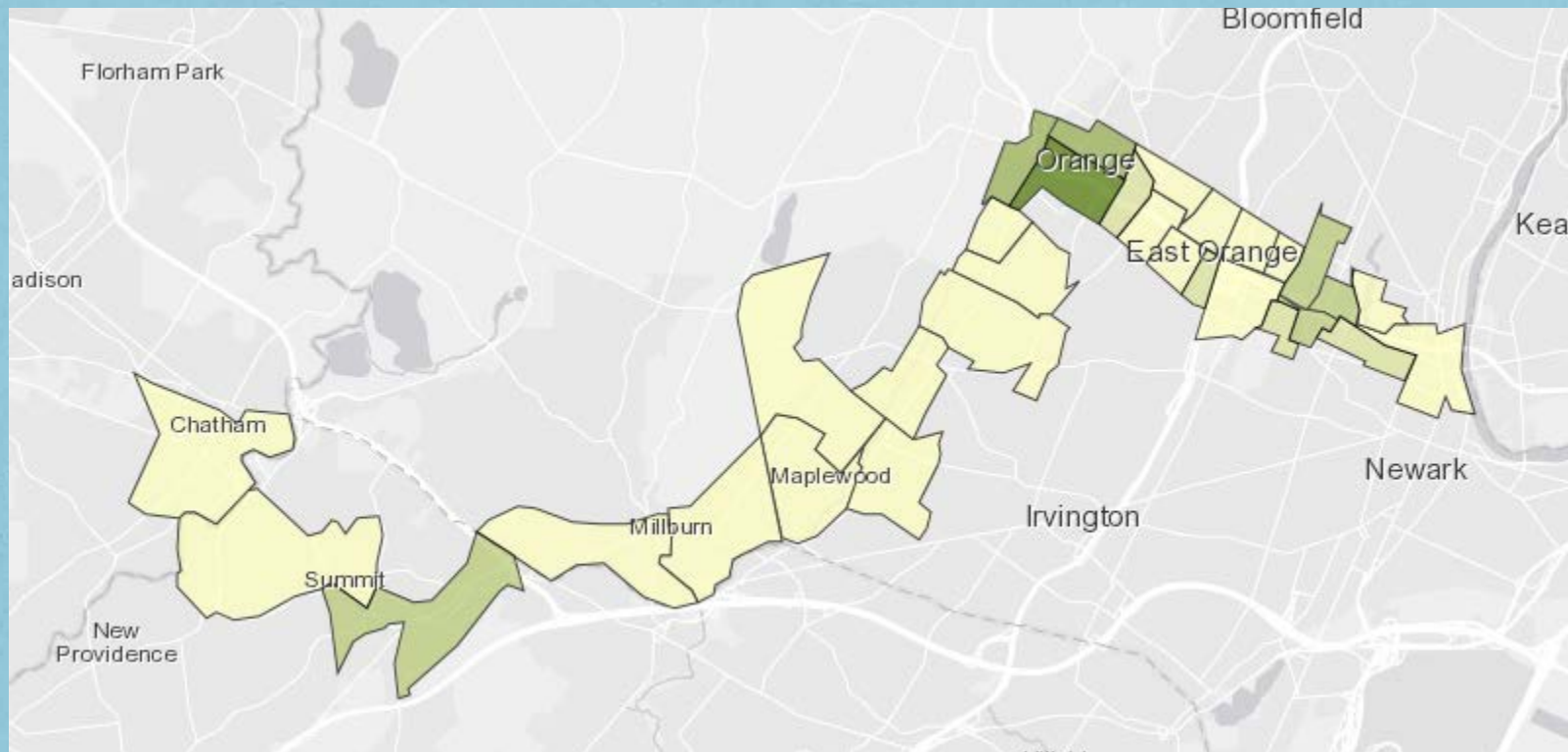
Versions of this table are available for the following years:
2016 ▶
2015
2014
2013
2012
2011
2010
2009

Subject	Census Tract 77, Essex County, New Jersey					
	Total		Male		Female	
	Estimate	Margin of Error	Estimate	Margin of Error	Estimate	Margin of Error
Total population	3,299	+/-330	2,049	+/-285	1,250	+/-160
AGE						
Under 5 years	4.7%	+/-2.2	3.5%	+/-2.2	6.6%	+/-4.3
5 to 9 years	7.2%	+/-2.2	7.0%	+/-3.4	7.4%	+/-4.2
10 to 14 years	4.8%	+/-1.8	3.3%	+/-3.1	7.2%	+/-4.1
15 to 19 years	5.2%	+/-2.4	4.8%	+/-2.5	5.8%	+/-4.8
20 to 24 years	5.1%	+/-2.7	7.9%	+/-4.3	0.6%	+/-1.3
25 to 29 years	8.1%	+/-3.9	8.4%	+/-3.9	7.6%	+/-5.8
30 to 34 years	11.8%	+/-4.2	14.8%	+/-5.4	6.8%	+/-4.0
35 to 39 years	15.7%	+/-3.6	10.1%	+/-5.0	21.5%	+/-5.8

Estimate

Margin of Error

Maps of targeted areas



David Kraiker
Data Dissemination Specialist
New York Regional Office-Census Bureau
david.j.kraiker@census.gov